


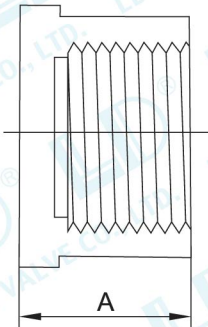
LD-541 Cap
Capa
Socket
Encolar



Unit / mm-kg

ASTM Inch	DIN d(mm)	mm A	Weight (kg/pc)				Pcs/Ctn
			Part Number	PVC	Part Number	CPVC	
1/2"	20	30.0	541-012	0.02	541-012C	0.02	120
3/4"	25	34.0	541-034	0.03	541-034C	0.03	75
1"	32	38.0	541-100	0.04	541-100C	0.04	40
1-1/4"	40	43.5	541-114	0.05	541-114C	0.05	45
1-1/2"	50	46.9	541-112	0.09	541-112C	0.10	40
2"	63	51.7	541-200	0.16	541-200C	0.16	20
2-1/2"	75	55.7	541-212	0.21	541-212C	0.22	24
3"	90	58.4	541-300	0.29	541-300C	0.31	16
4"	110	70.5	541-400	0.57	541-400C	0.60	12
6"	160	101	541-600	1.19	541-600C	1.25	4
8"	200/225	132	541-800	2.33	541-800C	2.44	2
10"	250/280	168	541-1000	4.59	541-1000C	4.82	1
12"	315	186	541-1200	7.08	541-1200C	7.43	1

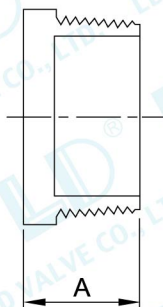
LD-542 Cap
Tapa
Female Thread
Rosca Hembra



Unit / mm-kg

ASTM Inch	DIN d(mm)	mm A	Weight (kg/pc)				Pcs/Ctn
			Part Number	PVC	Part Number	CPVC	
1/2"	20	30.0	542-012	0.02	542-012C	0.02	120
3/4"	25	34.0	542-034	0.03	542-034C	0.03	75
1"	32	38.0	542-100	0.05	542-100C	0.05	40
1-1/4"	40	43.5	542-114	0.06	542-114C	0.06	45
1-1/2"	50	46.9	542-112	0.10	542-112C	0.11	40
2"	63	51.7	542-200	0.17	542-200C	0.18	20
2-1/2"	75	55.7	542-212	0.23	542-212C	0.24	24
3"	90	58.4	542-300	0.32	542-300C	0.34	16
4"	110	70.5	542-400	0.63	542-400C	0.66	12

LD-543 Plug
Tapón Macho
Male Thread
Rosca Macho



Unit / mm-kg

ASTM Inch	DIN d(mm)	mm A	Weight (kg/pc)				Pcs/Ctn
			Part Number	PVC	Part Number	CPVC	
1/2"	20	24.4	543-012	0.01	543-012C	0.01	120
3/4"	25	24.9	543-034	0.02	543-034C	0.02	75
1"	32	27.9	543-100	0.03	543-100C	0.03	40
1-1/4"	40	32.5	543-114	0.05	543-114C	0.60	45
1-1/2"	50	33.0	543-112	0.06	543-112C	0.70	40
2"	63	36.6	543-200	0.09	543-200C	0.10	20
2-1/2"	75	50.0	543-212	0.14	543-212C	0.15	24
3"	90	52.1	543-300	0.20	543-300C	0.22	16
4"	110	54.6	543-400	0.34	543-400C	0.37	12